




The Gideons
International
In Australia



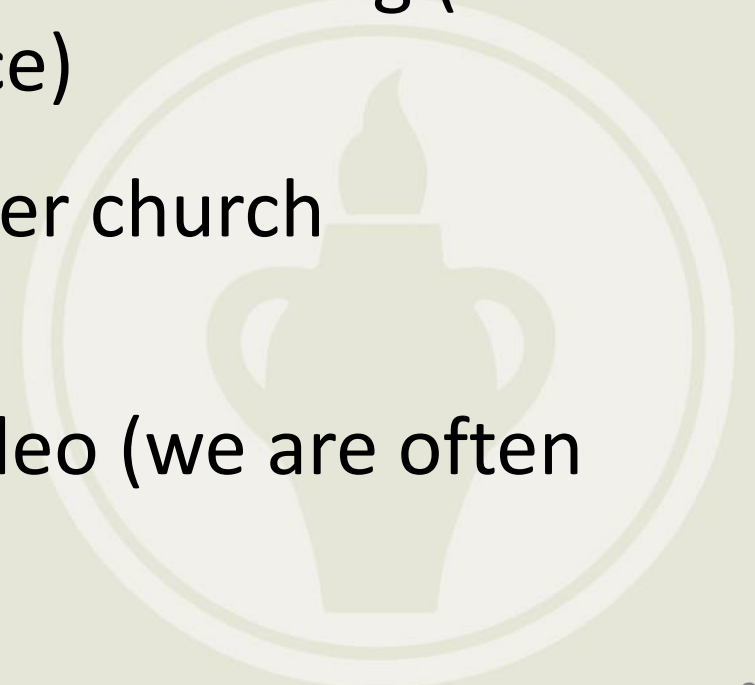
Church Presenter Training

Module 4 - Making A Qualifying Presentation





Qualifying Presentation

- When ready, present to camp meeting or area workshop (& video-record as well)
- Can be conducted in a church-like setting (but not in an actual church service)
- Evaluated by mentor and other church presenters
- Self-evaluate qualification video (we are often our own best/worst critic!)



Qualifying Presentation Evaluation Form (Item 204)



 **The Gideons International in Australia**

Qualifying Church Presentation Evaluation (Step 2)

QUALIFYING GIDEON PRESENTER

CAMP

MEMBERSHIP NUMBER

E-MAIL

PHONE NUMBER

NOT YET READY GOOD VERY GOOD OUTSTANDING

1. How effectively did the presentation inspire, encourage and challenge you?
(Consider such factors as passion, energy and enthusiasm much more than content)

2. How effectively did the presenter make use of the given time?
(Consider balance of all elements within the presentation, whether the presentation went overtime or under time by more than 15 seconds and by how much)

3. How effectively did the presenter's verbal communication contribute to the presentation?
(Consider such factors as volume, tone, speed, clarity, modulation, use of pauses, confidence)

4. How effectively did the presenter's non-verbal communication contribute to the presentation?
(Consider such factors as manner, body language, eye contact, use/overuse of notes, use of gesture, attire)

5. How would you honestly describe the presenter to your own pastor?

ANY "NOT YET READY" ANSWER DISQUALIFIES THE PRESENTATION

COMMENTS

APPROVAL DATE

EVALUATION CHAIRMAN (PLEASE PRINT)

STATE/NATIONAL CABINET ROLE

EVALUATOR (PLEASE PRINT)

EVALUATOR (PLEASE PRINT)

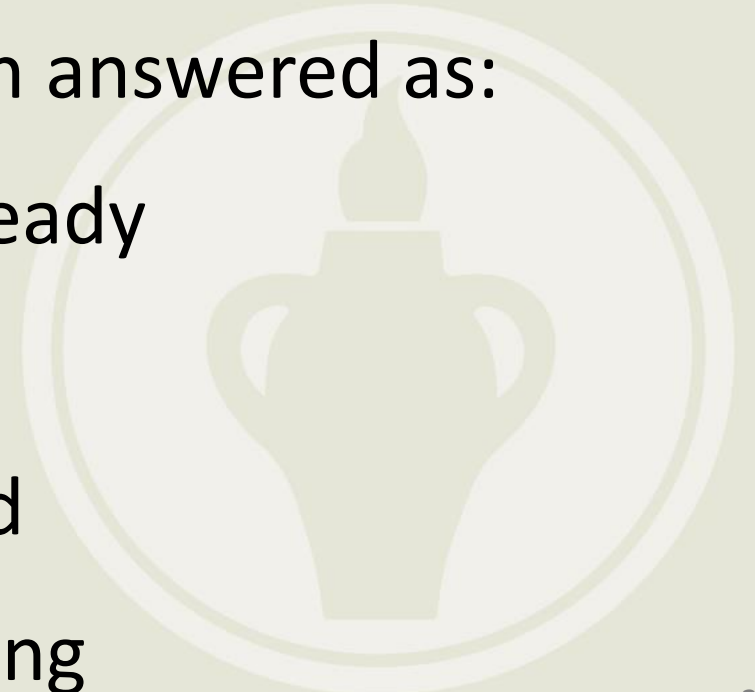
NOTE: THE EVALUATION CHAIRMAN MUST BE A MEMBER OF THE STATE OR NATIONAL CABINET.
COPIES TO: QUALIFYING GIDEON, CAMP CHURCH MINISTRY CHAIRMAN, STATE CHURCH MINISTRY COORDINATOR.

Item 204 12/2016

- 5 key questions that focus on presentation skills (not content)

Each question answered as:

- Not Yet Ready
- Good
- Very Good
- Outstanding



5 Key Questions:

1. How effectively did the presentation inspire, encourage and challenge you?
2. How effectively did the presenter make use of the given time?
3. How effectively did the presenter's verbal communication contribute to the presentation?



5 Key Questions:

4. How effectively did the presenter's non-verbal communication contribute to the presentation?

5. How would you honestly describe the presenter to your own pastor?

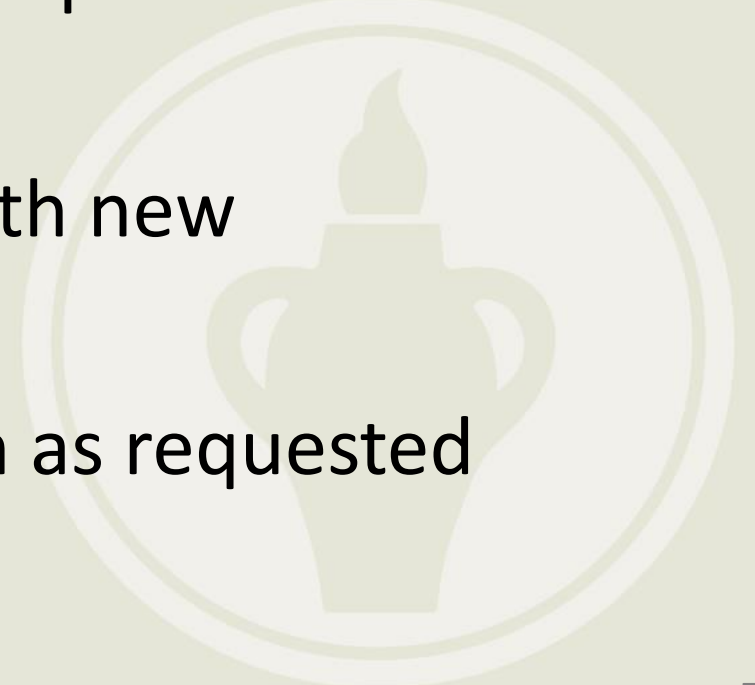


Qualifying Presentation

- Members privately discuss their evaluation of the presentation with mentor
- Mentor provides personal summary of feedback, making any suggestions for improvement
- If unsuccessful, try again asap!
- If feedback is favourable, submit video to state church ministry co-ordinator for review and official approval

Sharpen Your Presentation

- Seek feedback from pastor and prayer partner after every presentation
- Supply a copy of the Gideon presentation evaluation form (Item 215)
- Keep presentation fresh with new testimonies
- Vary length of presentation as requested



Retain Your Qualification

- Present in a church at least once every 2 years
- If a negative report is received from pastor and/or prayer partner and is substantiated, presenter must requalify
- Submit recent pastor feedback form (within last 12 months) and video of recent live or 8-minute mock church presentation (within last 6 months) to state assessment team every 3 years for official approval



The Gideons
International
In Australia



Thank you!

May God bless you for your faithful service!

